

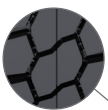
MINING & EARTHMOVER

MAGNA M-RIGID


E4

The Magna M-Rigid is an E4-tyre specially developed for rigid dump trucks. The full-depth tread blocks and innovative self-cooling design improve the performance of the tyre in all conditions and all stages of the long life of the tyre.


The circumferential groove in the tread pattern improves the steering control for enhanced heavy-load cornering performance and improved heat dissipation.



The deep non-directional E4 tread pattern provides excellent traction & protection against cuts and damages.



All steel radial construction with an optimized load performance and operator comfort.



New improved technology of the high-tech casing reduces heat build-up inside the tyre.



Tyre size	Pattern	Load symbol	Tra code	Max. speed (km/h)	Load/speed index	Single max. load/pressure	Rim	Overall Diameter (mm)	Section Width (mm)	Tread Depth (mm)	TKPH				
											A1	A2	ST	B2	B1
27.00R49	M-Rigid	**	E4	50	223B	27250 kg / 6.5 bar	19.50/4.0	2690	740	82	392	465	500	535	625
33.00R51	M-Rigid	**	E4	50	235B	38750 kg / 6.5 bar	24.00/5.0	3030	920	95	431	496	565	634	724
40.00R57	M-Rigid	**	E4	50	250B	60000 kg / 7.25 bar	29.00/6.0	3560	1130	99	631	750	805	860	1006