


# MINING & EARTHMOVER


## MAGNA MA04+ E4

The Magna MA04+ is the perfect fit for heavy mining equipment that carries heavy loads in demanding conditions. Exceptional traction while maintaining optimal flotation characteristics.


The special E4 tread design with deep tread depth and a wide, flat tread radius offers a large loading capacity. The aggressive lug design with large blocks at the tread centre provides excellent traction and braking on rough roads.



The deep aggressive E4 pattern provides traction and long tread life.



All steel radial construction. Improved protector plies optimize load performance and operator comfort.



New improved technology of the high-tech casing reduces heat build up inside the tyre.



Tyre size	Pattern	Load symbol	TT/TL	Tra code	Load/speed index	Single max. load/pressure	Rim	Overall diameter (mm)	Section width (mm)	Tread depth (mm)
14.00R25	MA04+	***	TT	E4	169B	5800 kg/7.0 bar	10.00/1.5	1420	375	38
18.00R25	MA04+	**	TL	E4	185B	9250 kg/7.0 bar	13.00/2.5	1675	500	51
		***			189B	10300 kg/8.0 bar				
18.00R33	MA04+	**	TL	E4	191B	10900 kg/7.0 bar	13.00/2.5	1875	500	54
21.00R33	MA04+	**	TL	E4	200B	14000 kg/7.0 bar	15.00/3.0	2005	570	54
24.00R35	MA04+	**	TL	E4	209B	18500 kg/7.0 bar	17.00/3.5	2175	655	65
		***			212B	20000 kg/8.0 bar				